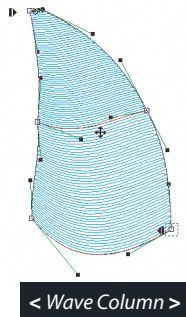
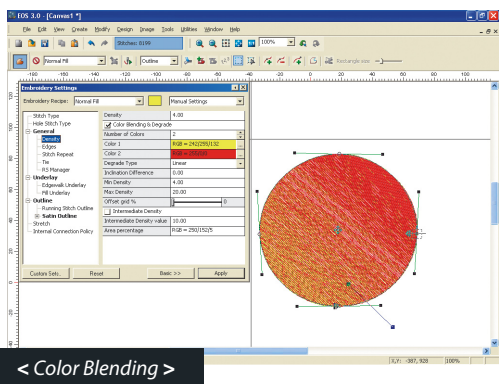
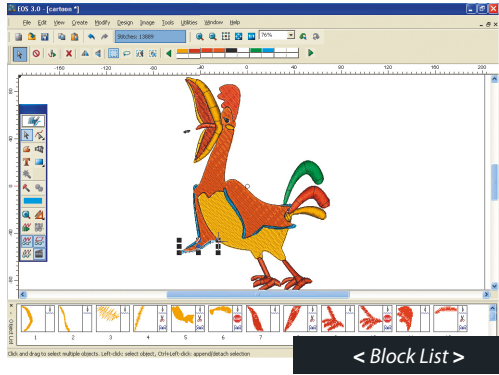


# EOS V3 PROFESSIONAL Elite



EZK40823-03

© COMPUCON 2004 • COMPUCON Graphic Design Department • All accompanying logos, brands and product names are trademarks of their respective companies



## NEW! Fully Optimized Work Environment

- Easy handling of embroidery and graphic objects with a large variety of tools for viewing your design—mouse-wheel activated scroll or zoom, auto-pan on screen, zoom history and navigator plus many more!

## NEW! All Inclusive Design Format

- The Compucon design format, .ERF, stands for Embroidery Rich Format. This single file includes the condensed design, the stitch design and the artwork file.

## NEW! Digitizing Tools

- Free Form. Create a running stitch, column stitch, step satin fill area, appliqué, cross-stitch fill or chenille. This all-inclusive tool uses Embroidery Recipes to create many different types of blocks with one tool.
- Column Fill with Holes. Create turning fills and insert holes without needing to digitizing multiple blocks.

## NEW! Bezier Curves

- Now you can digitize with Bezier points or the curve / corner points method.

## NEW! Block List

- Use the block list to reorder blocks, changing colors, and selecting areas of a design.

## NEW! Split Block

- Use this tool to split up a block of stitches for easier editing.

## NEW! Compucon Lettering Styles

- 160 font styles to choose from and 30 Lettering frames and auto-kerning to ensure perfect letter placement.
- Many NEW monogram specific lettering styles.
- Using the embroidery recipe concept, create fonts with any kind of fill stitch: satin line, appliqué, chenille and even longitudinal. With such a large collection of fonts, the possibilities and combinations are infinite on pre-digitized and True Type fonts!

## NEW! Image Formats

- EMF, BMP, TIFF, JPG, PCX, PCD, TGA, PSD, WMF, EPS, CDR (V4,5,6).
- EMF and WMF vector formats read exact Bezier points as originally created.
- Import as many bitmap or vector images as you like into the same background, then edit them in the graphic layer.

## NEW! Color Blending Tool

- Select two colors and tell EOS to "Blend" and a blended fill will be created.

## NEW! Merge Blocks

- Avoid overlapping between blocks with common characteristics – just merge them together!

## NEW! SQL Database

- An SQL database with real networking capabilities.

## NEW! Elastic Outlines

- Adjust your outlines while digitizing. No more editing outlines only at given points – just select and edit at any desired point on the curve, greatly reducing the time needed to input and edit outlines.

## NEW! Advanced Satin Mode

- Create a column stitch and edit the width of the satin along the line.

## NEW! Spiral Fill and Wave Column

- New fill stitches to fill areas: Spiral in a spiral motion and Wave in a curved and decorative effect

## NEW! Snap to Grid

- Use a Grid or Guideline and snap lettering or a design to the line.

## NEW! Advanced Area Edit

- This function allows you to treat an underlay or auto-outline separately from the rest of the block.
- Apply push and pull compensation on either side of a block or on both sides.

Experience the **COMPUCON** difference.

### HEADQUARTERS

14th km Thessaloniki / Moudania Highway, P.O. Box: 445, 57001 Thermi, Thessaloniki, Greece, Tel: +30 2310 490300, Fax: +30 2310 490399, info@compucon.gr, www.compucon.gr

### COMPUCON U.S.A.

7031 Albert Pick Road, Suite 101, Greensboro NC 27409, Tel: 336-605-6966, Fax: 336-605-0689, info@compuconusa.com, www.compuconusa.com

